
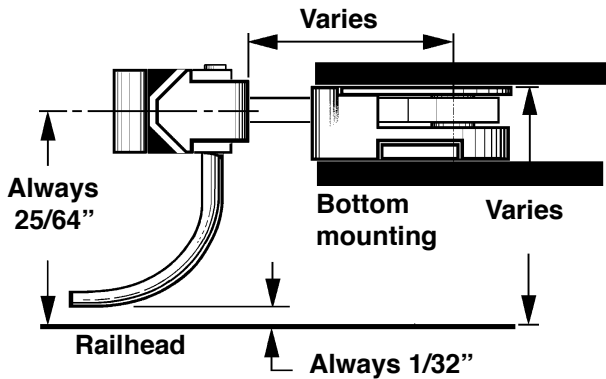
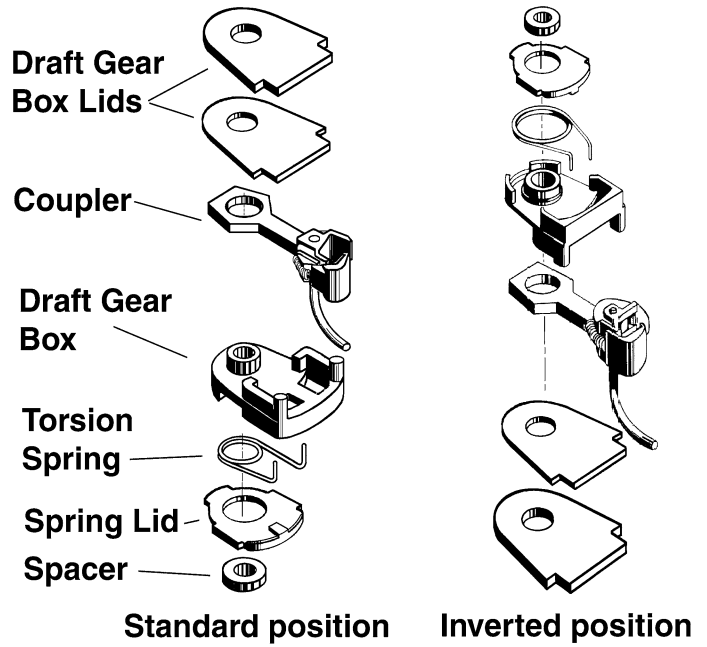
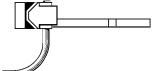
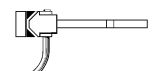
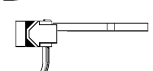
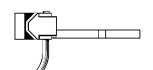
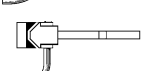
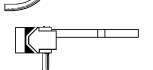
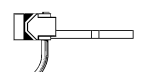
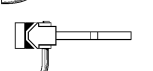
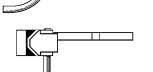


# 30-Series Couplers

THE 30-SERIES KADEE® MAGNE-MATIC® COUPLER ASSEMBLY MAY BE MOUNTED FROM THE TOP OR MOUNTED FROM THE BOTTOM. ALSO THE DRAFT GEAR ASSEMBLY MAY BE INVERTED FOR ADDITIONAL VARIATIONS IN COUPLER MOUNTING HEIGHTS.

Kadee® Couplers are world renowned for their fidelity to the prototype and proportioning. Our Couplers are manufactured to the most exacting standards. Non-magnetic metal or high strength engineering plastic is used in the manufacture of Kadee® Magne-Matic® Couplers.



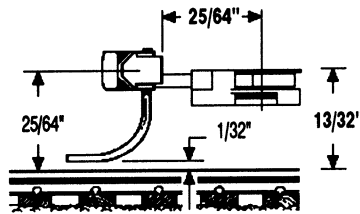
<p>21, 31, 141*</p>  <p>26, 36, 146*, 156*, 126*</p>  <p>29, 39, 149*</p> 	<p>“LU” <b>Long Underset Shank</b> Raises knuckle height about .050”</p> <p>“LC” <b>Long Centerset Shank</b> Knuckle is centered</p> <p>“LO” <b>Long Overset Shank</b> Lowers knuckle height about .050”</p>	<p><b>Long Centerset Shank</b></p>
<p>27, 37, 147*</p>  <p>NO. 5®, 9, 28, 38, 58, 118*, 119*, 120*, 148*, 158*</p>  <p>22, 32, 142*</p> 	<p>“MU” <b>Medium Underset Shank</b> Raises knuckle height about .050”</p> <p>“MC” <b>Medium Centerset Shank</b> Knuckle is centered</p> <p>“MO” <b>Medium Overset Shank</b> Lowers knuckle height about .050”</p>	<p><b>Medium Centerset Shank</b></p>
<p>24, 34, 144*</p>  <p>23, 33, 143*, 153*</p>  <p>25, 35, 145*</p> 	<p>“SU” <b>Short Underset Shank</b> Raises knuckle height about .050”</p> <p>“SC” <b>Short Centerset Shank</b> Knuckle is centered</p> <p>“SO” <b>Short Overset Shank</b> Lowers knuckle height about .050”</p>	<p><b>Short Centerset Shank</b></p>

# 30-Series Kadee® Couplers

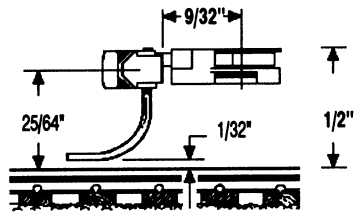
For body mounting.

Draft Gear Box  
on Bottom - Lid  
on Top

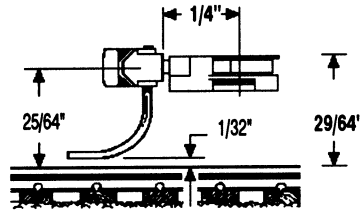
# 31



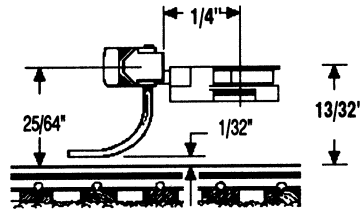
# 32



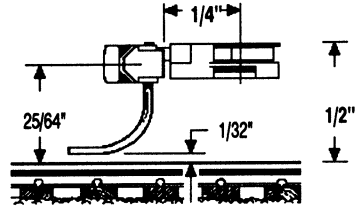
# 33



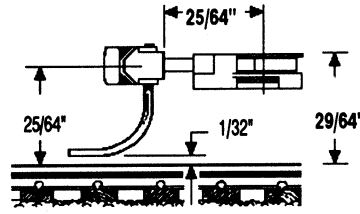
# 34



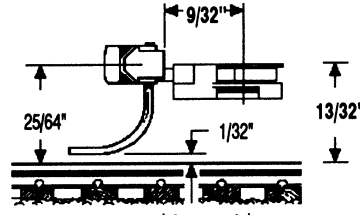
# 35



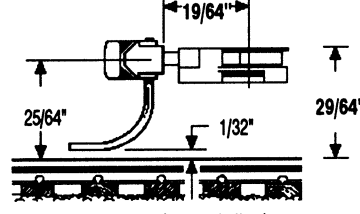
# 36



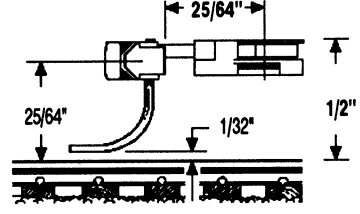
# 37



# 38

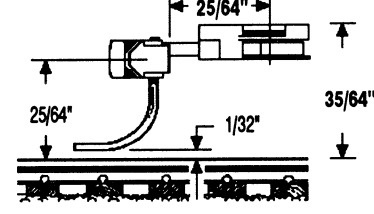
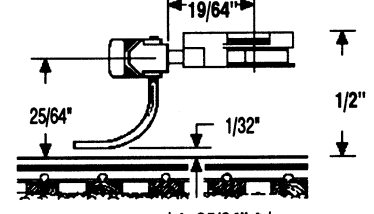
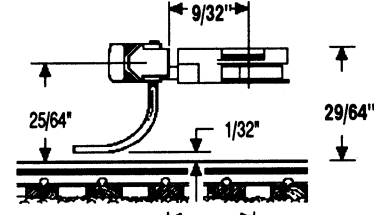
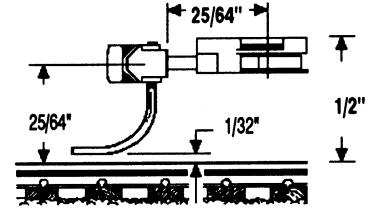
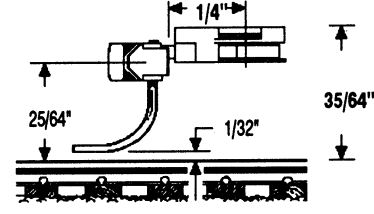
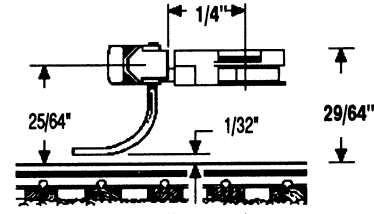
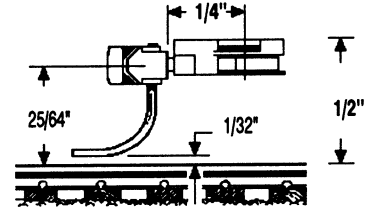
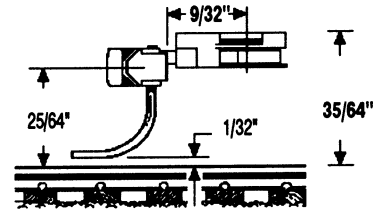
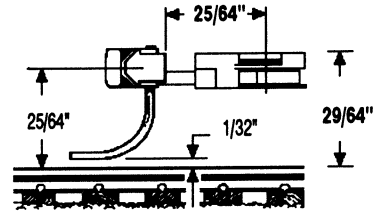


# 39



Draft Gear Box  
on Top - Lid on  
Bottom

LONG  
UNDERSET SHANK



MEDIUM  
OVERSET SHANK

SHORT  
CENTERSET SHANK

SHORT  
UNDERSET SHANK

SHORT  
OVERSET SHANK

LONG  
CENTERSET SHANK

MEDIUM  
UNDERSET SHANK

MEDIUM  
CENTERSET SHANK

LONG  
OVERSET SHANK