



## O-Scale P48 Truck mounting

### ASSEMBLY INSTRUCTIONS (guidelines)

#### BEFORE YOU BEGIN CAREFULLY READ THE INSTRUCTIONS AND STUDY THE ILLUSTRATIONS.

Check the package contents and familiarize yourself with each part. If any parts are missing please contact Kadee® Quality Products using the Kadee website.

**PACKAGE CONTENTS:** 1 pair of trucks, 1 pair truck bushings, 1 pair Atlas adapters, 1 pair older Atlas adapter plug, 1 Pair Protocraft adapters, 1 pair 4-56 x 3/8 screws.

**Modifications to car and/or mounting adapters may be required:** O-Scale is the wild wild west. The only thing consistent with O-Scale is the lack of consistency. No "one" product can fix O-Scale's versions. We can only make things as close to the NMRA standards as we can. If a car was not built original to NMRA standards, then there is more custom modifications that will have to be performed by the end user.


We will be covering common mounting using the Atlas adapters provided with the trucks and those brands (Intermountain, Weaver, etc.) of cars that don't require an adapter to mount the Kadee® O-Scale trucks. Some people may want to mount the trucks differently or with custom mounting adapters and that is up to the end user. If Kadee® couplers are already body mounted on the cars with factory trucks you will probably have to adjust your coupler mounting height and make sure your coupler height is set correctly to the Kadee® #812 coupler height gauge once the Kadee® trucks are installed. Factory trucks are not always built to the NMRA standard truck height thus, the Kadee® trucks will change the body mount coupler mounting height.

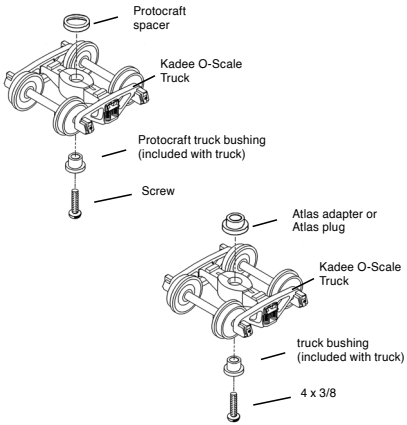
**Mounting requirements:** Kadee® trucks requires mounting on a smooth flat surface with provided truck bushing for all mountings situations. Newer Atlas cars will require the round Atlas adapter that is provided with the trucks. Older Atlas cars will require the post insert adapter plug that is glued to the oversized hole left behind removing the old trucks. You may have to file fit the Atlas adapter to your specific cars mounting situation since cars from the same brand are not always consistently built. A Kadee® #770 bolster adapter is sold separately for metal or plastic floor cars (Lionel, MTH, Rail King, K-Line, Williams, etc.) that are not able to be mounted with the provided Atlas adapters or without a mounting adapter at all. The end user can always make custom adapters to mount metal or plastic floor cars (Lionel, MTH, Rail King, K-Line, Williams, etc.) If you choose to make your own custom adapter, we will not be able to help as there are to many variations of metal or plastic floor cars. Unfortunately, we can't provide the "custom specs" that

will be required. We suggest using the Kadee #770 bolster adapter that is sold separately.

**Mounting Intermountain, Weaver, etc. cars:** Some cars that don't require an adapter, can mount directly to the flat pad that the original trucks were removed from. Make sure the surface is perfectly flat you may need to file any high spots or imperfections off to prep the mounting surface for the Kadee® trucks. Mount using the provided bolster bushing though the bottom of the truck bolster securely attaching it with the provided 4-56 x 3/8 screw. The mounting hole in the car may need to be drilled out with a 3/32 drill bit to accommodate the 4-56 x 3/8 screw. The Kadee® truck should pivot freely on the bolster bushing and when the car is placed on the track. The side to side rock should be within normal operating parameters. If you choose to modify the side to side rock you can add shims or file posts for additional clearance depending on if your car is equipped with side bearing posts.

**Mounting newer Atlas cars:** Newer Atlas cars will require the round Atlas adapter that is provided with the trucks to provide a flat surface for the Kadee® trucks to be mounted to. Make sure the surface is perfectly flat you may need to file any high spots or imperfections off to prep the mounting surface for the Kadee® trucks. Mount using the provided bolster bushing though the bottom of the truck bolster securely attaching it with the provided 4-56 x 3/8 screw. The mounting hole in the car may need to be drilled out with a 3/32 drill bit to accommodate the 4-56 x 3/8 screw. The Kadee® truck should pivot freely on the bolster bushing and when the car is placed on the track the side to side rock should be within normal operating parameters. Atlas cars will need their side bearing posts filed for clearance, you can add shims or file posts for clearance.





Atlas adapter over Atlas post, older Atlas car plug glued in truck hole, or mounted directly to flat car surface.

**Mounting older Atlas cars (early 1970's):** Older Atlas cars will require the insert adapter plug that is glued to the oversized hole left behind removing the old trucks. Glue the insert adapter plug from the inside of the car. Make sure the surface is perfectly flat you may need to file any high spots or imperfections off to prep the mounting surface for the Kadее® trucks. Mount using the provided bolster bushing through the bottom of the truck bolster securely attaching it with the provided #4 3/8 screw. The Kadее® truck should pivot freely on the bolster bushing and when the car is placed on the track the side to side rock should be within normal operating parameters. Older Atlas cars will need these side bearing posts removed and the Kadее® truck side bearing posts filed for clearance, you can add shims or file posts for clearance.

**Mounting Protocraft or other brass cars with a short raised post bolster:** The Protocraft Adapter will allow for the truck to mount over the top of the small raised bolster post using the Protocraft spacer and Protocraft truck bushing. We have provided a metric 2mm hole truck bushing to accommodate the 2mm screw that the Protocraft cars are equipped with along with the our #4 screw truck bushing. The Kadее® truck should pivot freely on washer & bolster bushing and when the car is placed on the track the side to side rock should be within normal operating parameters.

**Mounting metal or plastic floor Lionel, MTH, Rail King, K-Line, Williams, etc. cars:** Metal or plastic floor cars require the Kadее #770 bolster adapter that is sold separately. Instructions are provided with the Kadее® #770 bolster adapter. If the end user chooses to make their own adapter, Kadее will not be able to provide help, as there are many variations of metal or plastic floors. Kadее® can't provide the custom specs that would be required for an custom adapter. We suggest using the Kadее® #770 bolster adapter that is sold separately. Mount using 3-56 x 5/16 screws provided with the Kadее® #770 bolster adapter.

**Side bearing posts (anti rocking stops or bumpers):** Atlas cars and some other brands of O-Scale cars may be equipped with side bearing posts (anti rocking stops or bumpers) on one end of the cars. Side bearing posts molded on the car may need to be modified or removed and Kadее® truck side bearing posts filed for clearance. We have included inside bolster bearing posts (anti rock pads or bumpers) on our trucks (Kadее® truck bearing posts set to NMRA standard) for those who want to utilize this feature found on some O-Scale cars. The end user can file the side bearing posts on the car or file the bolster bearing posts on the trucks to "fine tune" the desired car rock on applicable cars with that feature. (Side barring posts can be custom made and glued on the car if the car was not equipped with the feature.) The Kadее® #770 bolster adapter for metal or plastic floor cars have side bearing posts included on the adapters.

Once Kadее trucks have been fitted to car, always check coupler height. Coupler height modification will probably be required due to non standardization in original equipment manufacturing in O-Scale. Always check coupler height and trip pin clearance using the #812 Kadее® O-Scale Coupler Height Gauge. If needed only use a Dry Graphite Lubricant such as our #231 "Grease-em" to lubricate the trucks, couplers or moving parts.

**Disclaimer:** These instructions are guidelines for adapting Kadее® all metal 2 piece trucks to O-Scale rolling stock. Some additional modifications may be required and there is no express warranty that Kadее® trucks will work in all applications.

**⚠ WARNING:**  
Cancer and Reproductive Harm - [www.p65warnings.ca.gov](http://www.p65warnings.ca.gov)  
CHOKING HAZARD - Small Parts Not for children under 14 years.

Patent number 7,434,518 B2

062724

[www.kadee.com](http://www.kadee.com)

**Kadее®**

Quality Products Co.


673 Avenue C,

White City, OR 97503



Made & Assembled Entirely  
in the U.S.A.

©2024 Kadее® Quality Products Co.



#770 Bolster Adapter  
Sold Separately