

Kadee® HO-Scale Standard & Whisker Coupler Chart

Chart Key

SC = Short
Centerset Shank

SU = Short
Underset Shank

SO = Short
Overset Shank

MC = Medium
Centerset Shank





















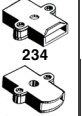

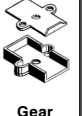








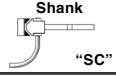
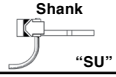
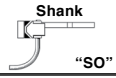
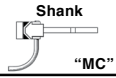

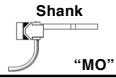
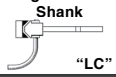
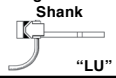
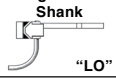
MU = Medium
Underset Shank

MO = Medium
Overset Shank

LC = Long
Centerset Shank

LU = Long
Underset Shank

LO = Long
Overset Shank

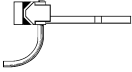
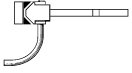
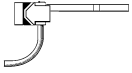
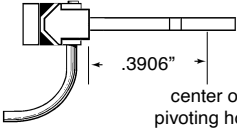
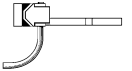
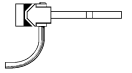
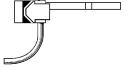
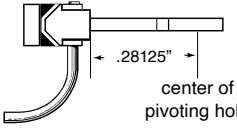
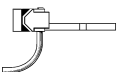
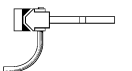
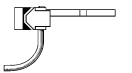
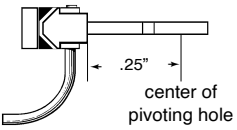
	Plastic Standard Head with Metal Knuckles	Plastic Standard Head with Metal Knuckles	Metal Standard Head	Metal "Scale" Head	Metal Standard Head	Metal "Scale" Head	Metal "SF" Head	Metal "SE" Head	Metal "SBE" Head					
														
	Standard Couplers	Standard Couplers	Standard Couplers	Standard Couplers	Whisker® Couplers	Whisker® Couplers	Whisker® Couplers	Whisker® Couplers	Whisker® Couplers					
														
	with 213 	with 233 	with 232 or 234 	with 9 	with 232 	with 451 	with 242 	with 115 	with 242 	with 178 	with 242 	with 242 	with 242 	
	Gear Box Short Shank couplers get the 234 gear box option	Gear Box	Gear Box	Gear Box	Extended Swing Gear Box	Snap Together Gear Box	Log Car Narrow Gear Box	Snap Together Gear Box	"Scale" Gear Box	Snap Together Gear Box	Snap Together Gear Box	Snap Together Gear Box	Snap Together Gear Box	
	KIT	KIT	KIT	KIT	KIT	KIT	ASSY	KIT	KIT	KIT	KIT	KIT	KIT	
Short Centerset Shank  "SC"	23	33	-----	-----	-----	-----	143	-----	-----	153	-----	-----	-----	
Short Underset Shank  "SU"	24	34	-----	-----	-----	-----	144	-----	-----	-----	-----	-----	-----	
Short Overset Shank  "SO"	25	35	-----	-----	-----	-----	145	-----	-----	-----	-----	-----	-----	
Medium Centerset Shank  "MC"	28	38	5	9	58	451	148	3	115	158	178	118	119	120
Medium Underset Shank  "MU"	27	37	-----	-----	-----	-----	147	-----	-----	-----	-----	-----	-----	-----
Medium Overset Shank  "MO"	22	32	-----	-----	-----	-----	142	-----	-----	-----	-----	-----	-----	-----
Long Centerset Shank  "LC"	26	36	-----	-----	-----	-----	146	-----	-----	156	-----	-----	-----	-----
Long Underset Shank  "LU"	21	31	-----	-----	-----	-----	141	-----	-----	-----	-----	-----	-----	-----
Long Overset Shank  "LO"	29	39	-----	-----	-----	-----	149	-----	-----	-----	-----	-----	-----	-----

Kadee® HO-Scale Gear Box Mounting Dimensions

Gear Box Mounting Dimensions

Coupler in a #213 20-Series Gear Box mounted on Bottom	30-Series Coupler or Whisker® Coupler in a #252 Gear Box mounted on the bottom	30-Series Coupler or Whisker® Coupler in a #252 Gear Box mounted on the top	Coupler in a #232 Gear Box (°5° Type) or #242 Gear Box (Whisker® Type)
<p>21 141</p>	<p>31 141</p>	<p>21 141</p> <p>Long Underset Shank</p>	
<p>26 146 156</p>	<p>36 146 156</p>	<p>26 146 156</p> <p>Long Centerset Shank</p>	
<p>29 149</p>	<p>39 149</p>	<p>29 149</p> <p>Long Overset Shank</p>	
<p>27 147</p>	<p>37 147</p>	<p>27 147</p> <p>Medium Underset Shank</p>	
<p>no. 5°, 28, 58, 118, 119, 120, 148, 158</p>	<p>38 118 119 120 148 158</p>	<p>no. 5°, 28, 58, 118, 119, 120, 148, 158</p> <p>Medium Centerset Shank</p>	
<p>22 142</p>	<p>32 142</p>	<p>22 142</p> <p>Medium Overset Shank</p>	
<p>24 144</p>	<p>34 144</p>	<p>24 144</p> <p>Short Underset Shank</p>	
<p>23 143 153</p>	<p>33 143 153</p>	<p>23 143 153</p> <p>Short Centerset Shank</p>	
<p>25 145</p>	<p>35 145</p>	<p>25 145</p> <p>Short Overset Shank</p>	

Kadee® HO-Scale Offset Couplers Chart

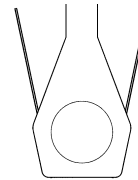
<p>21, 31, 141*</p>  <p>26, 36, 146*, 156*, 126*</p>  <p>29, 39, 149*</p> 	<p>“LU” Long Underset Shank Raises knuckle height about .050”</p> <p>“LC” Long Centerset Shank Knuckle is centered</p> <p>“LO” Long Overset Shank Lowers knuckle height about .050”</p>	 <p>Long Centerset Shank</p>
<p>27, 37, 147*</p>  <p>NO.5®, 9, 28, 38, 58, 118*, 119*, 120*, 148*, 158*</p>  <p>22, 32, 142*</p> 	<p>“MU” Medium Underset Shank Raises knuckle height about .050”</p> <p>“MC” Medium Centerset Shank Knuckle is centered</p> <p>“MO” Medium Overset Shank Lowers knuckle height about .050”</p>	 <p>Medium Centerset Shank</p>
<p>24, 34, 144*</p>  <p>23, 33, 143*, 153*</p>  <p>25, 35, 145*</p> 	<p>“SU” Short Underset Shank Raises knuckle height about .050”</p> <p>“SC” Short Centerset Shank Knuckle is centered</p> <p>“SO” Short Overset Shank Lowers knuckle height about .050”</p>	 <p>Short Centerset Shank</p>

This Chart Represents Kadee® Coupler Shank Variations.

* Denotes couplers with the Whisker® Shank all other couplers use the Standard Shank. All couplers listed will function in each others draft gear boxes with exception of the 30-Series #233 gear box will not work with Whisker® Couplers. The #252 gear box is the Whisker® Coupler 30-Series equivalent gear box.

NO.5®, 9, 58, & all Whisker® Couplers are all metal.
20 & 30 Series Couplers have plastic insulated shanks and metal knuckles.

© 2025 Kadee Quality Products Co.



* Whisker® Shank




Standard Shank

Patent numbers 5,662,229

The Standard Shank design found on the NO.5®, 9, 58, 20-Series, & 30-Series couplers allows the couplers to be easily interchanged with #213, 232 (medium & long), 233, 234 (short), & 242 draft gear boxes as well as “molded on” coupler pockets.

The Whisker® Shank design found on the new #3, 115, 118, 119, 141, 142, 143, 144, 145, 146, 147, 148, 153, 156, 158, 178, & 451 couplers allows the couplers to be easily interchanged with #213, 232, 234, 242, 252, & 262 draft gear boxes as well as “molded on” coupler pockets.

#58 Coupler
+
12.3 LBS
+
#58 Coupler



Performance You Can Count On!
Compatible with all HO Scale Kadee® couplers.
Kadee® Couplers Out Pull & Perform All "Third World Knock Offs (CLONES)" Hands Down. No "CLONE" can even start to measure up to Kadee's® Quality, Trouble Free Performance, Durability and Reputation.
The Original and Still the Best!

Find the latest HO-Scale coupler conversions on our web site.

Coupler Conversions
www.kadee.com/hocc

Patent numbers 5,662,229 & 5,785,192